

2008

District 8-1 South (Valdosta)



ANOVA Business Analysts

9/30/2008

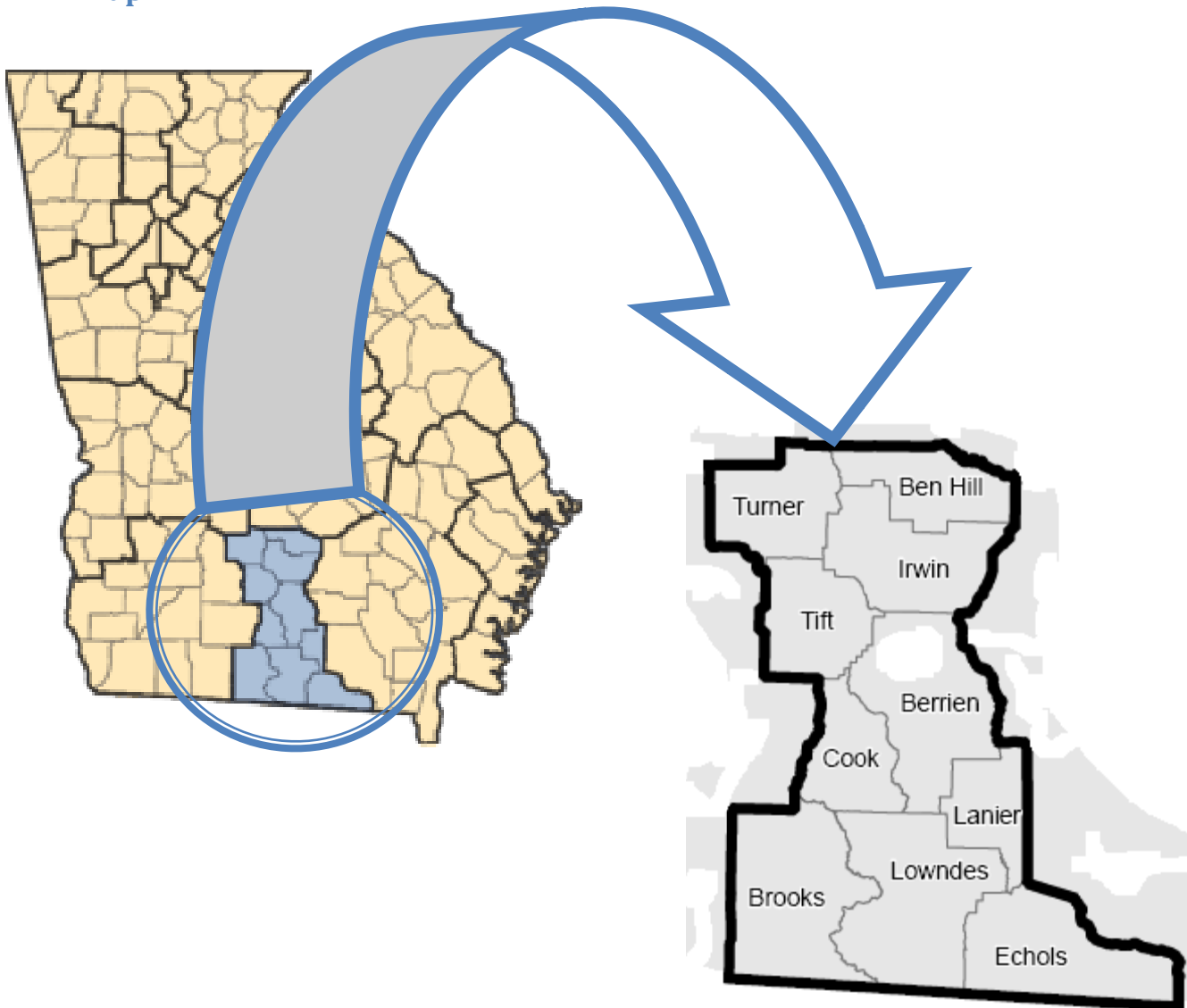
Comparison

<i>State Calls</i>	12,583
<i>District Calls</i>	319
<i>%</i>	2.54%

<i>State Population</i>	9,363,941
<i>District Population</i>	238,439
<i>%</i>	2.55%

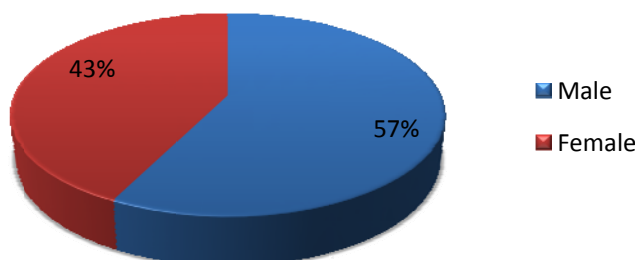
<i>% of State Population Calling in</i>	0.13%
<i>% of District Population Calling in</i>	0.13%

Map



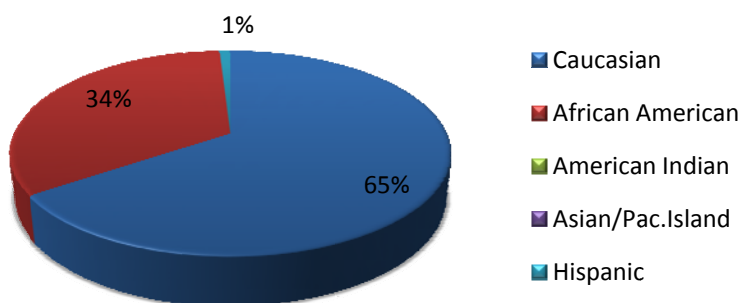
Gender

	Calls	%
Male	183	57.37%
Female	136	42.63%



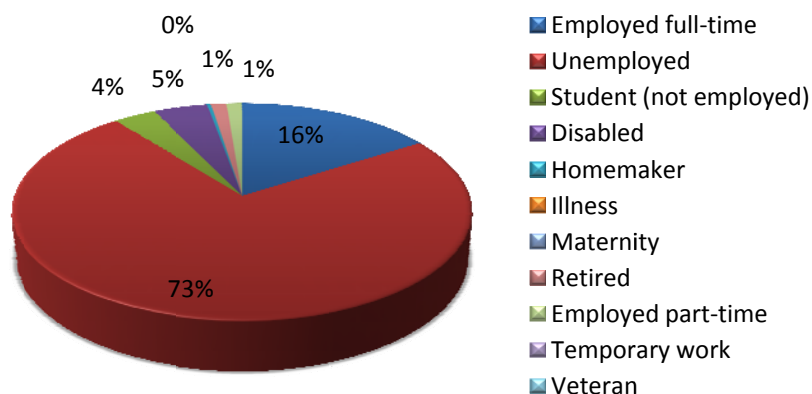
Ethnicity

	Calls	%
Caucasian	209	65.52%
African American	107	33.54%
American Indian	0	0.00%
Asian/Pac. Island	0	0.00%
Hispanic	3	0.94%
Multi-Ethnic	0	0.00%



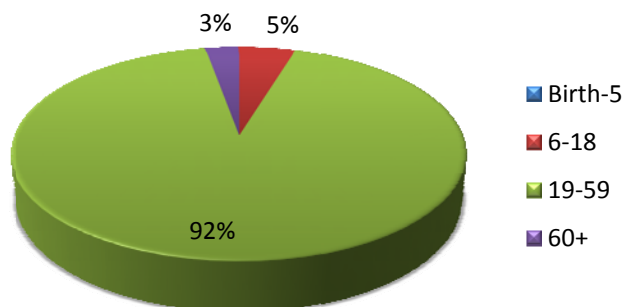
Employment Status

	Calls	%
Employed full-time	51	15.99%
Unemployed	234	73.35%
Student (not employed)	11	3.45%
Disabled	14	4.39%
Homemaker	1	0.31%
Illness	0	0.00%
Maternity	0	0.00%
Retired	4	1.25%
Employed part-time	4	1.25%
Temporary work	0	0.00%
Veteran	0	0.00%



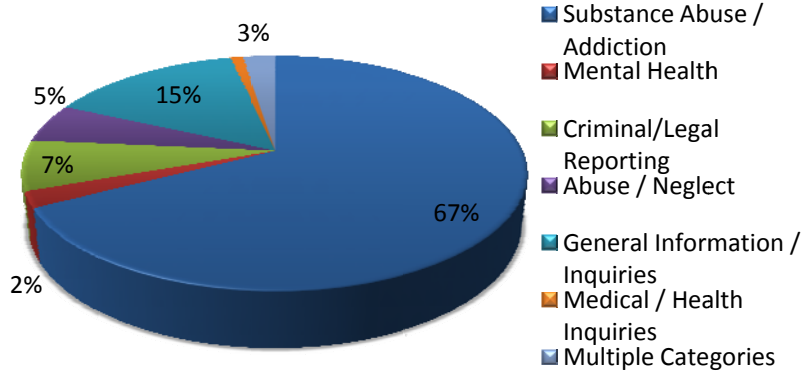
Age Range

	Calls	%
Birth-5	0	0.00%
6-18	15	4.70%
19-59	295	92.48%
60+	9	2.82%



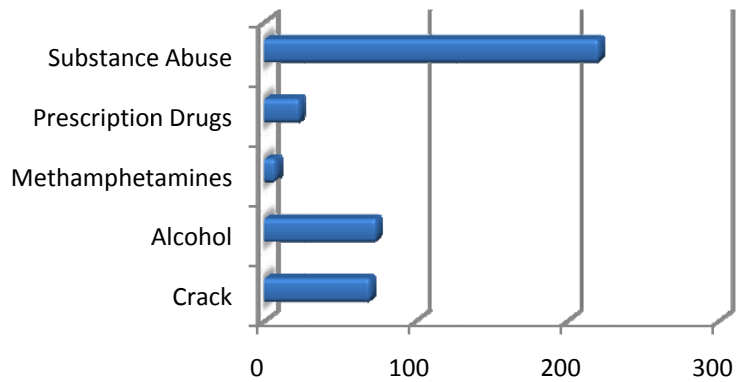
Need Categories

	Calls	%
<i>Substance Abuse / Addiction</i>	215	67.40%
<i>Mental Health</i>	7	2.19%
<i>Criminal/Legal Reporting</i>	22	6.90%
<i>Abuse / Neglect</i>	17	5.33%
<i>General Information / Inquiries</i>	47	14.73%
<i>Medical / Health Inquiries</i>	3	0.94%
<i>Multiple Categories</i>	8	2.51%



Specific Focus

	Calls	%
<i>Crack</i>	70	21.94%
<i>Alcohol</i>	74	23.20%
<i>Methamphetamines</i>	8	2.51%
<i>Prescription Drugs</i>	24	7.52%
<i>Substance Abuse</i>	221	69.28%



Counties

	Calls	%
<i>Ben Hill</i>	24	7.52%
<i>Berrien</i>	15	4.70%
<i>Brooks</i>	11	3.45%
<i>Cook</i>	18	5.64%
<i>Echols</i>	1	0.31%
<i>Irwin</i>	9	2.82%
<i>Lanier</i>	5	1.57%
<i>Lowndes</i>	164	51.41%
<i>Tift</i>	67	21.00%
<i>Turner</i>	5	1.57%

